



Model: \_\_\_\_\_ Item #: \_\_\_\_\_ Date: \_\_\_\_\_  
 Project: \_\_\_\_\_ Qty: \_\_\_\_\_ Approved By: \_\_\_\_\_

# Royal Series Ice Bins

# Royal Series Underbar



KR19-24-10  
 Available in 19" or 24" Deep

### STANDARD FEATURES

<b>Interior</b>	20 gauge stainless steel. 12" or 15" deep liner
<b>Front Apron</b>	20 gauge stainless steel clad over 20 gauge galvanized steel
<b>Backsplash</b>	20 gauge stainless steel
<b>Back &amp; Bottom</b>	20 gauge galvanized steel
<b>Legs</b>	1-5/8" tubular 16 gauge stainless steel w/ grey plastic bullet foot
<b>Insulation</b>	Foamed-in-place polyurethane
<b>Plumbing</b>	1" IPS drain connection

### Ice Bin with Cold Plate

<b>Cold Plate</b>	High performance built-in 10 circuit post mix cold plate. Plate is sealed into bottom. Each circuit is 5/16" OD stainless steel tubing. Two full with remainder to be half circuits. Bump and swedge fittings on ends.
<b>Tubing Access (Cold Plate)</b>	3/4" x 3-1/2" cutout in left side of backsplash
<b>Plumbing</b>	1/2" IPS drain connection. 4" PVC tailpiece provided. PVC tailpiece required to avoid condensation through metal to metal contact.

Cold Plate units supplied with 1/2" x 4" PVC tailpiece.  
 1/2" - 20 male threaded



### OPTIONAL ACCESSORIES

<b>KR-101</b>	Condiment Tray
<b>KR-103</b>	12" Deep Stainless Steel Divider
<b>KR-113</b>	15" Deep Stainless Steel Divider
<b>KR-108</b>	Perforated Bottom (Ice Bins without Cold Plates)
<b>KR-310</b>	Right End Splash
<b>KR-311</b>	Left End Splash
<b>SC"XX"H</b>	Partial Sliding Cover for 19" Deep Ice Bin (when using bottle wells) ("XX" denotes size of Ice Bin.) Example: 36" Ice Bin would need an SC36H
<b>SC"XX"F</b>	Full Sliding Cover for 19" Deep Ice Bin ("XX" denotes size of Ice Bin.) Example: 36" Ice Bin would need an SC36F
<b>SCD"XX"H</b>	Partial Sliding Cover for 24" Deep Ice Bin (when using bottle wells) ("XX" denotes size of Ice Bin.) Example: KR24-30 would need a SCD30H
<b>SCD"XX"F</b>	Full Sliding Cover for 24" Deep Ice Bin ("XX" denotes size of Ice Bin.) Example: KR24-30 would need a SCD30F
<b>KR-401</b>	Cap Catcher and Opener
<b>KR-406</b>	Faucet installed over Ice Bin for meltdown
<b>KR-501</b>	Towel Ring
<b>Built-In Cold Plate</b>	(See features to the left)
<b>KR-519</b>	18" Garnish Station w/ Sliding Cover
<b>KR-520</b>	24" Garnish Station w/ Sliding Cover
<b>KR-521</b>	30" Garnish Station w/ Sliding Cover
<b>RS-"XX"</b>	Single Speed Rail ("XX denotes size of ice bin.)
<b>RD-"XX"</b>	Double Speed Rail ("XX denotes size of ice bin.)
<b>30-550</b>	3 Compartment bottle well for ice bin (Fits KR19 Ice Bins)
<b>30-502</b>	3 Compartment bottle well for ice bin (2 pack) (Fits KR19 Ice Bins)



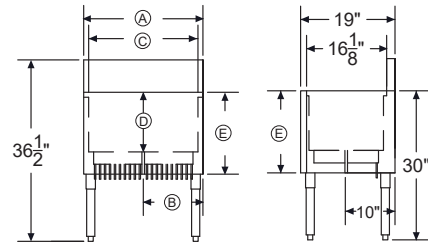
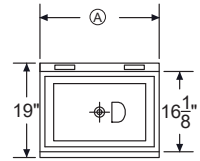
Model: \_\_\_\_\_ Item #: \_\_\_\_\_ Date: \_\_\_\_\_  
 Project: \_\_\_\_\_ Qty: \_\_\_\_\_ Approved By: \_\_\_\_\_

# Royal Series Ice Bins

# Royal Series Underbar

## 19" Deep

Model Numbers	Overall Length (A)	Left Side to Drain (B)	Interior Dimensions (C)	Inside Depth (D)	Outside Depth (E)	Ice Capacity (lbs.)	Cold Plate Circuits	Weight (lbs.)
*KR19-6	6"	3"	15" x 4"	10"	11 1/2"	20	N/A	20
*KR19-8	8"	4"	15" x 6"	10"	11 1/2"	22	N/A	25
KR19-12	12"	9"	15" x 10"	10"	11 1/2"	25	N/A	35
KR19-18	18"	9"	15" x 16"	12"	13 1/2"	55	N/A	57
KR19-24	24"	12"	15" x 22"	12"	13 1/2"	74	N/A	67
KR19-30	30"	15"	15" x 28"	12"	13 1/2"	92	N/A	76
KR19-36	36"	18"	15" x 34"	12"	13 1/2"	110	N/A	86
KR19-42	42"	21"	15" x 40"	12"	13 1/2"	129	N/A	95
KR19-48	48"	24"	15" x 46"	12"	13 1/2"	147	N/A	105
KR19-18-7	18"	9"	15" x 16"	12"	13 1/2"	55	7	110
KR19-24-10	24"	12"	15" x 22"	12"	16 1/2"	74	10	124
KR19-30-10	30"	15"	15" x 28"	12"	16 1/2"	92	10	138
KR19-36-10	36"	18"	15" x 34"	12"	16 1/2"	110	10	152
KR19-42-10	42"	21"	15" x 40"	12"	16 1/2"	129	10	162
KR19-48-10	48"	24"	15" x 46"	12"	16 1/2"	147	10	171
KR19-18DP	18"	9"	15" x 16"	15"	16 1/2"	73	N/A	72
KR19-24DP	24"	12"	15" x 22"	15"	16 1/2"	97	N/A	76
KR19-30DP	30"	15"	15" x 28"	15"	16 1/2"	122	N/A	86
KR19-36DP	36"	18"	15" x 34"	15"	16 1/2"	146	N/A	95
KR19-42DP	42"	21"	15" x 40"	15"	16 1/2"	170	N/A	105
KR19-48DP	48"	24"	15" x 46"	15"	16 1/2"	194	N/A	119
KR19-18DP-7	18"	9"	15" x 16"	15"	19 1/2"	73	7	119
KR19-24DP-10	24"	12"	15" x 22"	15"	19 1/2"	97	10	133
KR19-30DP-10	30"	15"	15" x 28"	15"	19 1/2"	122	10	148
KR19-36DP-10	36"	18"	15" x 34"	15"	19 1/2"	146	10	162
KR19-42DP-10	42"	21"	15" x 40"	15"	19 1/2"	170	10	171
KR19-48DP-10	48"	24"	15" x 46"	15"	19 1/2"	194	10	181

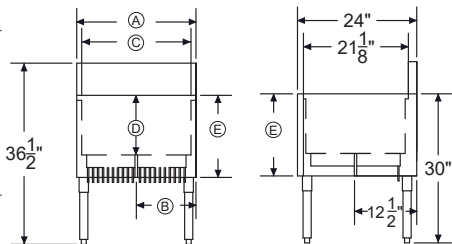
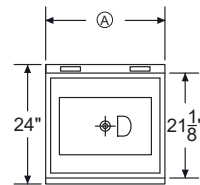


**Mechanical Requirements:**  
 1" IPS drain connection without Cold Plate.  
 1/2" IPS drain connection with Cold Plate

\*KR19-6 and KR19-8 must ship attached at factory. Cannot ship loose. Free standing unit not available.

## 24" Deep

Model Numbers	Overall Length (A)	Left Side to Drain (B)	Interior Dimensions (C)	Inside Depth (D)	Outside Depth (E)	Ice Capacity (lbs.)	Cold Plate Circuits	Weight (lbs.)
*KR24-6	6"	3"	20" x 4"	10"	11 1/2"	20	N/A	20
*KR24-8	8"	4"	20" x 6"	10"	11 1/2"	25	N/A	27
KR24-12	12"	6"	20" x 10"	10"	11 1/2"	42	N/A	55
KR24-18	18"	9"	20" x 16"	12"	13 1/2"	69	N/A	67
KR24-24	24"	12"	20" x 22"	12"	13 1/2"	92	N/A	76
KR24-30	30"	15"	20" x 28"	12"	13 1/2"	115	N/A	91
KR24-36	36"	18"	20" x 34"	12"	13 1/2"	138	N/A	105
KR24-42	42"	21"	20" x 40"	12"	13 1/2"	161	N/A	114
KR24-48	48"	24"	20" x 46"	12"	13 1/2"	184	N/A	124
KR24-18-7	18"	9"	20" x 16"	12"	16 1/2"	69	7	124
KR24-24-10	24"	12"	20" x 22"	12"	16 1/2"	92	10	138
KR24-30-10	30"	15"	20" x 28"	12"	16 1/2"	115	10	152
KR24-36-10	36"	18"	20" x 34"	12"	16 1/2"	138	10	162
KR24-42-10	42"	21"	20" x 40"	12"	16 1/2"	161	10	176
KR24-48-10	48"	24"	20" x 46"	12"	16 1/2"	184	10	186
KR24-18DP-7	18"	9"	20" x 16"	15"	19 1/2"	91	7	133
KR24-24DP-10	24"	12"	20" x 22"	15"	19 1/2"	121	10	148
KR24-30DP-10	30"	15"	20" x 28"	15"	19 1/2"	153	10	162
KR24-36DP-10	36"	18"	20" x 34"	15"	19 1/2"	183	10	171
KR24-42DP-10	42"	21"	20" x 40"	15"	19 1/2"	212	10	186
KR24-48DP-10	48"	24"	20" x 46"	15"	19 1/2"	242	10	195



**Mechanical Requirements:**  
 1" IPS drain connection without Cold Plate.  
 1/2" IPS drain connection with Cold Plate

\*KR24-6 and KR24-8 must ship attached at factory. Cannot ship loose. Free standing unit not available.  
 \*Other size length available upon request.



Conforms to NSF Std. 2